



CAR RACING GAME

A Game of Chance and Strategy

Game Instructions



2-11 Players Ages 10+

WARNING: Choking hazard - small parts.
Not for children under 3 years.

SSX26P119

Setting Up the Game

1. Game components:

- Car Racing game board
- Dice x 2
- 143 Poker chips
- 11 cars
- Deck of playing cards (use 2 decks with 4 or more players)
 - Discard all Aces, Kings, and Jokers, leaving 44 cards or 88 if playing with 2 decks.
 - Shuffle the remaining cards thoroughly.
 - Deal all cards to players - some players will have more cards than others.



In this variation the position of the dealer needs to rotate each game.

2. Distribute poker chips evenly among the players.
3. Small Groups (4-6 players): Each player gets 8 x \$1 chips, 7 x \$5 chips, 5 x \$25, 2 x \$100
4. Large Groups (7+ players): Each player gets 5 x \$1 chips, 4 x \$5 chips, 3 x \$25, 1 x \$100
5. Place the car game pieces on the board at the starting line. Numbers 2 and 12 have a shorter run because they are less likely to be rolled, (their shorter runs even up the playing field). Similarly, the 7 has the longest run as it is the most likely number to be rolled.
6. Once all cars are in place you will begin picking the “eliminated” cars


Game Rules

Step 1: Eliminate (Disqualify) Four Cars

Before the race begins, four cars are eliminated (disqualified).

1. The player to the left of the dealer rolls both dice and adds the dice together. The total determines which car lane is eliminated first.
2. Move the eliminated car to the first row of the elimination area (or the \$1 dollar space.)
3. Next, roll the dice again to get the second eliminated car. (If you roll the same number, reroll.) This car is placed in the second eliminated spot (or the \$5 dollar spot.)
4. Repeat the process again for third and fourth cars. With the third car in the \$25 dollar spot and the fourth car in the \$100 spot.



5. All players check their hands:
 - For each card matching an eliminated car, the player pays that spot amount to the pot.
 - For example, if the #4 car is in the \$1 (or 1st eliminated) spot and you have the 4 of clubs, you will need to put \$1 into the pot. Similarly, if the #6 car is in the \$25 (or 3rd eliminated) spot and you have two #6 cards in your hand you will have to put \$50 into the pot.
 - Discard those matching cards.
6. Variations - The most popular game has the eliminated (disqualified) cars all have different amounts of money that you must pay from \$1 to \$100 dollars (as described above). There are other variations that have you paying out different amounts of chips ranging from one chip to 4 chips. Another variation has all the eliminated cars paying just one \$1 chip. Which method you play depends on how serious you are and how many chips you have as well as the age of the players. Younger players may prefer the one-chip only method. Other variations can be found on the internet.



Step 2: The Race Begins

Once four cars have been eliminated, the remaining cars on the starting line can now officially begin the race.

1. Starting with the next player, roll both dice.
2. Add the dice together and move the corresponding car forward one space.
3. If the dice total matches a previously eliminated car, the player must pay the same penalty amount associated with that car's row when it was eliminated in Step 1.
4. Play continues clockwise, with players rolling the dice and moving cars forward one space at a time.
5. The race continues until one car reaches the finish line.



Step 3: Winning the Game

1. The winning car is the first car to cross the finish line.
2. Players check their hands for cards matching the winning car's lane number.
 - Each matching card in your hand wins 25% of the total pot.
 - Examples:
 - One matching card wins 25% of the pot.
 - Two matching cards win 50% of the pot.
 - Four matching cards win 100% of the pot.
3. Players holding no matching cards must pay one \$1 chip per card remaining in their hand to the pot.
4. The player(s) with winning cards collects their winnings.



Frequently Asked Questions

1. Can the rules of the game be changed?

Yes. The rules may be adjusted based on player preference and group agreement.

2. Distribute poker chips evenly among the players.

How should chips be distributed? Chip distribution depends on the number of players. Example for 11 players:

- a. \$1-chips: 5 per player
- b. \$5-chips: 4 per player
- c. \$25-chips: 3 per player
- d. \$100-chips: 1 per player



**Designed and Engineered in U.S.A.
Made in China.**

Snap-on and Wrench "S" are trademarks of Snap-on Incorporated and used under license. All other marks are trademarks of their respective holders. 2026 Snap-on Incorporated. Printed in China. Snap-on, 2801 80th St., Kenosha, WI 53143 www.snapon.com



Scan for additional
information

SSX26P119